

# Separate Collection of Plastic Recyclables Begins

Plastics (excluding plastic bottles) that were previously collected as burnable garbage are now being collected as plastic recyclables. By turning plastics into recyclables, we aim to reduce garbage and lessen environmental impact, including reducing greenhouse gas emissions.



A new “designated bag specifically for plastic recyclables” has been introduced.

- L 30ℓ 1 bag: 30 yen (1 set: 300 yen)
- M 20ℓ 1 bag: 20 yen (1 set: 200 yen)
- S 10ℓ 1 bag: 10 yen (1 set: 100 yen)

● Please place all plastic containers, packaging, and plastic products together in the designated green bag for plastic recyclables and bring it to the designated collection station. (Once a week)

## Main types of plastic recyclables

### Plastic containers and packaging



### Plastic products



## Items that meet all of the following three conditions are eligible

### ① Made only of plastic

If an item has parts made of materials other than plastic, please separate them and dispose of only the plastic parts as “plastic recyclables.” If the parts cannot be removed, dispose of the parts as “burnable garbage” or “non-burnable garbage.”

### ② Clean items only

Please rinse off any food residue, grease, or other stains with water.

If it cannot be removed even after washing, dispose of the item as “burnable garbage.”

### ③ Less than 50cm on any side

Items that are 50cm or larger should be cut or reduced to less than 50cm before disposal.

If this is difficult, please dispose of them as “oversized garbage.”


### Please do not use double bags.

All collected plastic recyclables will have their bags opened so that the contents can be checked. When disposing of items from your home, please do not use double bags (for example, putting a small bag inside a larger bag).

# How to dispose of plastic recyclables – examples

## 1. Plastic containers such as bento containers and instant noodle cups

- ① If solid food remains inside, the item cannot be disposed of as plastic recyclables.
- ② If you lightly rinse it with water and no solid residue remains, it can be disposed of.
- ③ Even if food coloring or stains remain, it can still be disposed of as plastic recyclables.



※If food residue, grease, or other stains cannot be removed by rinsing with water, please dispose of the item as "burnable garbage."

## 2. Items without the (plastic mark)

Regardless of whether the plastic mark is present, items made entirely of plastic are eligible.

### Examples of plastic products without the plastic mark



clear files



hangers



bucket



cushioning materials



rulers



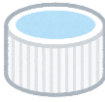
cutlery



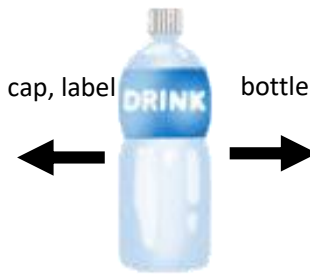
toothbrushes

## 3. Caps and labels of plastic bottles

The bottle **cannot be collected as plastic recyclables!** Please put it out on the recyclable bottle's collection day.



cap, label



bottle

Remove the cap and label from the bottle, put them in the designated bag for plastic recyclables, and dispose of them on the plastic recyclables' collection day.



## 4. Items with paper labels

- ① If the label can be easily peeled off, please remove it before disposal.

Dispose of the peeled-off label as "burnable garbage."

- ② If the label cannot be removed easily, you may leave it on and dispose of the item as "plastic recyclables."



If the label cannot be removed easily, dispose of it without peeling it off.



## 5. Styrofoam and similar materials

- ① Items larger than 50cm should be broken down so that they are less than 50cm before disposal.
- ② If the item cannot be broken down into smaller pieces, dispose of it as "burnable garbage" or "oversized garbage."



If the item is larger than 50cm, break it down so that it is less than 50cm.



## 6. Natto containers (plastic only)

- ① Rinse with water, and if the natto residue comes off, dispose of the container as "plastic recyclables."
- ② If the residue cannot be removed, dispose of it as "burnable garbage."




Rinse with water, and if the natto residue comes off, dispose of it as "plastic recyclables."

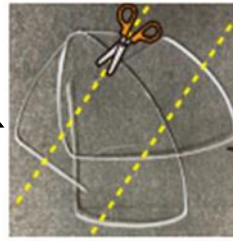


## 7. Cushioning materials and packaging straps

For sheet-type cushioning materials, strings, or bands, leaving them long may cause them to get tangled in processing machinery. Please cut them into pieces less than 50cm before disposal.



As shown in the images, please cut into pieces less than 50cm before disposal.



## 8. Discs (CDs, DVDs)

- ① CDs and DVDs should be disposed of as "plastic recyclables."
- ② Plastic cases can also be disposed of as "plastic recyclables."



The discs and cases can be disposed of as "plastic recyclables."  
 ※Paper items that come with the case should not be disposed of.



## 9. Packaging for snacks or medicines

- ① Items with the plastic mark should be disposed of as "plastic recyclables."
- ② Items without the plastic mark that are labeled as metal should be disposed of as "non-burnable garbage."

※Please shake out the bag to remove any food residues before disposing of it as "plastic recyclables."

Even if there is a metal label, if it has a plastic mark, please dispose of it as "plastic recyclables."



## 10. Tube containers

- ① Rinse the inside with water and wash out any remaining contents, then dispose of it as "plastic recyclables."
- ② If the inside cannot be cleaned even after rinsing, please dispose of it as "burnable garbage."



In this condition, dispose of it as "burnable garbage."



By cutting the container, it can be easily rinsed.



Once the food residue, grease, or other stain is removed, dispose of it as "plastic recyclables."

## 11. Items containing materials other than plastic

- ① Disassemble the item, and parts that are only plastic should be disposed of as "plastic recyclables."



plastic recyclables



burnable garbage



non-burnable garbage

- ② Parts that cannot be disposed of as plastic recyclables should be disposed of as either "burnable garbage" or "non-burnable garbage."

**A small extra effort can make a big difference in protecting the environment!**

By separating "plastic recyclables" from "burnable garbage", you will be able to use smaller designated bags for burnable garbage and reduce the number of bags you use, since burnable garbage is generated less frequently.


This small daily adjustment is a great way to contribute to carbon reduction. Thank you very much for your cooperation in sorting plastics properly!

# Items that cannot be disposed of as plastic recyclables

## 1. Thick plastic items

Plastic items that are generally 5mm or thicker should be disposed of as “burnable garbage.”

※For example, plastic cutting boards.



burnable garbage

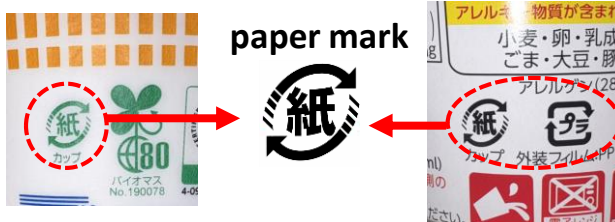
## 2. Video tapes and cassette tapes

Videotapes and cassette tapes can get tangled in machines, so please dispose of them as “burnable garbage.”

## 3. Containers made of paper

Cup noodle containers and straws are increasingly being made of paper. Since they look very similar, please be careful when sorting them.

※Even if they have a “paper mark,” they are not considered as papers, so please dispose of them as “burnable garbage.”



paper mark

Although a “plastic mark” is also shown, for this product the outer film is made of plastic, while the container (cup) is made of paper.

## 4. Items that are not made of plastic

Items made of rubber, silicone, and synthetic leather should be disposed of as “burnable garbage.”

※Please note that rubber and silicone products can be difficult to distinguish from plastics, so please take care when sorting them.



rubber items

silicone items

synthetic leather items

These items can be difficult to distinguish from plastic products, so please check the materials and sort them accordingly.

### Request

Mobile batteries, electronic devices, and other items containing lithium-ion batteries can cause fires, so please do not dispose of them together with plastic recyclables. (Please dispose of them as “toxic garbage and dangerous garbage” or “small home electronics.”)

## Changes to household garbage collection frequency due to the start of separate collection of plastic recyclables

Category		Before	Effective from April 1, 2026
Burnable garbage		2 times/week	2 times/week
Non-burnable garbage (changed)		1 time/week	2 times/month
Oversized garbage		1 time/month	1 time/month
<b>Plastic recyclables (new)</b>		<b>N/A</b>	<b>1 time/week</b>
Recyclables	Glass bottles, cans, plastic bottles (changed)	2 times/month	1 time/week
	Paper	2 times/month	2 times/month
Toxic garbage and dangerous garbage		1 time/month	1 time/month

### Discontinuation of designated collection points of white trays

The collection boxes for white trays installed at civic centers have been discontinued.

Effective from April, 2026, white trays should be placed in designated bags for plastic recyclables and disposed of accordingly.



### Inquiry

Kure City Environmental Affairs Department, Environmental Policy Division, Waste Management Group  
Address: 4-1-6 Chuo, Kure City, Hiroshima Prefecture  
TEL : (0823)-25-3302  
FAX : (0823)-32-1621  
E-mail : kansei@city.kure.lg.jp